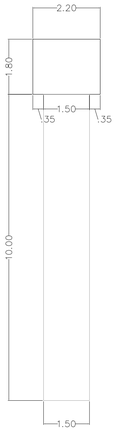

PILOTE TIPO 1

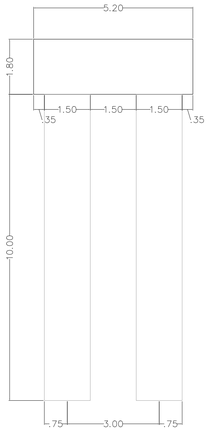

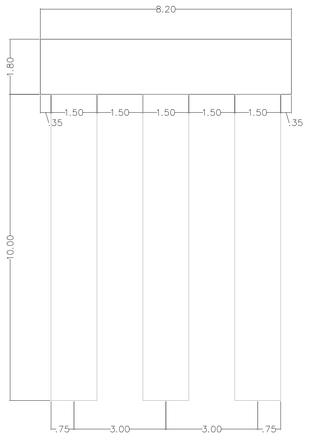

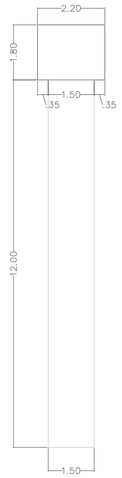

PILOTE TIPO 2





PILOTE TIPO 4

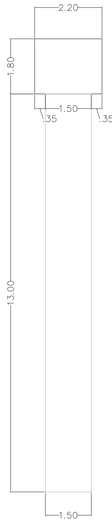



PILOTE TIPO 3



PILOTE TIPO 4

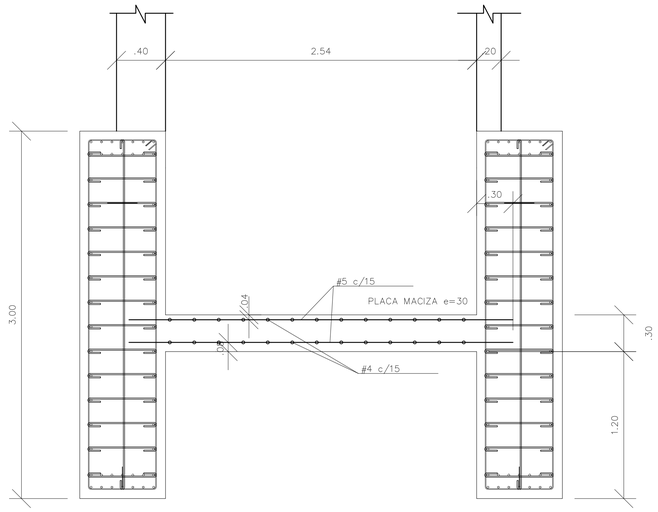

DT-01 PLACA DE FOSO
ESC 1:25

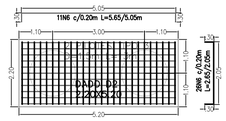

DESPIECE DE DADO D2
VISTA EN PLANTA
ESCALA 1:75



DESPIECE DE DADO D5
VISTA EN PLANTA
ESCALA 1:75

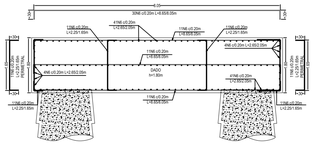

DESPIECE DE DADO D5
VISTA EN ALZADO LONGITUDINAL
ESCALA 1:50

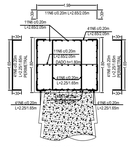

DESPIECE DE DADO D5
VISTA EN ALZADO TRANSVERSAL
ESCALA 1:50

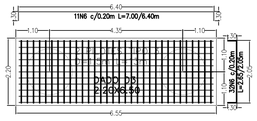

DESPIECE DE DADO D3
VISTA EN PLANTA
ESCALA 1:75

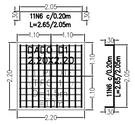

DESPIECE DE DADO D1
VISTA EN PLANTA
ESCALA 1:75

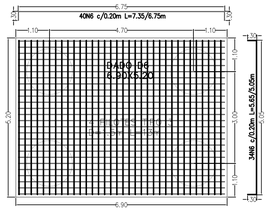

DESPIECE DE DADO D6
VISTA EN PLANTA
ESCALA 1:75

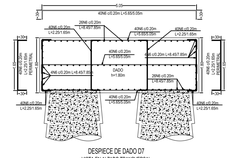

DESPIECE DE DADO D7
VISTA EN ALZADO TRANSVERSAL
ESCALA 1:50

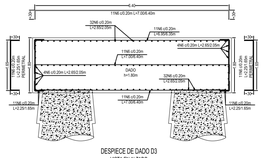

DESPIECE DE DADO D3
VISTA EN ALZADO
ESCALA 1:50

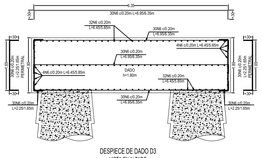

DESPIECE DE DADO D3
VISTA EN ALZADO
ESCALA 1:50

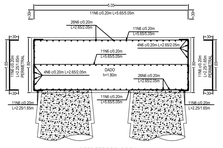

DESPIECE DE DADO D2
VISTA EN ALZADO
ESCALA 1:50

DESPIECE DE DADO D7
VISTA EN PLANTA
ESCALA 1:75



DESPIECE DE DADO D4
VISTA EN PLANTA
ESCALA 1:75

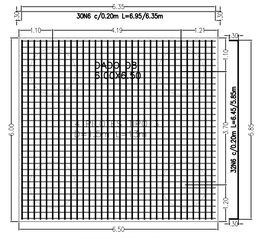

DESPIECE DE DADO D8
VISTA EN PLANTA
ESCALA 1:75

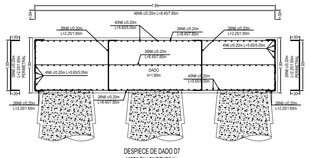

DESPIECE DE DADO D7
VISTA EN LONGITUDINAL
ESCALA 1:50

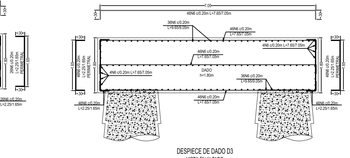

DESPIECE DE DADO D3
VISTA EN ALZADO
ESCALA 1:50

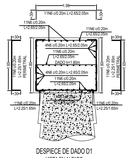

DESPIECE DE DADO D1
VISTA EN ALZADO
ESCALA 1:50

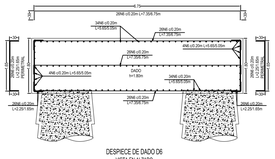

DESPIECE DE DADO D6
VISTA EN ALZADO
ESCALA 1:50

Proyecto:

CONSTRUCCIÓN DE LA INFRAESTRUCTURA FÍSICA DE LA ESE HOSPITAL SAN RAFAEL DE YOLOMBO, ETAPA I TORRE CLÍNICA

DEACIVIL S.A.S
Calle 45G # 77 - 130 Barrio El Velódromo - Medellín

Convenciones:

VC–##	NÚMERO VIGA DE CIMENTACIÓN
VCT–##	NÚMERO VIGUETA DE CIMENTACIÓN
V–##	NÚMERO VIGA AEREA
VT–##	NÚMERO VIGUETA AEREA
C–##	TIPO DE COLUMNA
T	TEMPLETE
CTV	CONTRAVIENTO
⟷	SENTIDO DE ARMADO

Notas:

- CONCRETO CIMENTACIÓN: F'c 4000 P.S.I.
- CONCRETO PLACAS: AREAS F'c 5000 P.S.I.
- CONCRETO COLUMNAS: CIMENTACION A PISO TECNICO F'c 6000 p.s.i / PISO 3 A TERRAZA 5000 P.S.I.
- CONCRETO MUROS: CIMENTACION A PISO TECNICO F'c 6000 p.s.i / PISO 3 A TERRAZA 5000 P.S.I.

- ACERO DE REFUERZO: Fy 60.000 P.S.I.

ZONA DE AMENAZA SISMICA: INTERMEDIA
CAPACIDAD DE DISIPACIÓN DE ENERGÍA: ESPECIAL
SISTEMA ESTRUCTURAL:
GRADO DE DESEMPEÑO ELEMENTOS NO ESTR: SUPERIOR

PARAMETROS SISMICOS

Asi: 0.15 Fa: 1.50 Aa: 0.08
Av: 0.20 Fv: 2.00 Av: 0.04

VERIFICAR NIVELES Y MEDIDAS CON PLANOS ARQ

CARGA VIVA P.PAL PISO 1: 500 Kg/m2
CARGA VIVA P.PAL PISO 2: 400 Kg/m2
CARGA VIVA P.PAL PISO 3: 400 Kg/m2
CARGA VIVA P.PAL TECNICO: 180 Kg/m2
CARGA VIVA P.PAL PISO 4: 180 Kg/m2
CARGA VIVA P.PAL TERRAZA: 180 Kg/m2

CONTROL CAMBIOS

N°	FECHA	DESCRIPCIÓN
1	07/06/2022	ANTEPROYECTO
2	31/10/2022	AVANCE PROYECTO
3	28/04/2023	PROYECTO
4	11/07/2023	COORDINACION
5	01/11/2024	ENTREGA FINAL

Diseño:

Diseñado por:
Jorge Zambrano
T.P. 25202-25500

Revisado por:
Andrés Mauricio Suarez Moreno
T.P. A24592012-80075399

PROFESIONALES COLABORADORES:

Contenido:

PILOTES
DETALLES DADOS

Escala: 1:100	Fecha: 30-12-2025
Revisión: 5	Plano No. S105

CODIGO: HSR-INX-EST-P1-PLA-005
ARCHIVO: HSR-INX-EST-ZZ-MOD-001