ESCUELA DE POSTGRADOS DE LA FAC
INFORME DE VERIFICACIÓN Y EVALUACIÓN TÉCNICA

PROCESO CONTRACTUAL No :025-00-P-EPFAC-GRUAL-2026

MODALIDAD: MINIMA CUANTIA
VALOR OFERTA: $ 45.574.169
OBJETO: ADQUISICIÓN DE SISTEMA DE AIRE ACONDICIONADO PARA EL AUDITORIO DE LA EPFAC.
OFERTA VERIFICADA: AINECOL S.A.S
FECHA: 05/11/2026

DESCRIPCIÓN ASPECTO A VERIFICR	DESCRIPCIÓN EVIDENCIA	CONCEPTO	EVIDENCIAS
1.1.2 EXPERIENCIA: El Proponente debe acreditar su experiencia junto con la oferta, conforme es exigida en el Numeral 7.2.1 Experiencia de los Estudios y documentos previos. Experiencia conforme pág. 16 del EDP. Para el presente proceso, las MIPYMES acreditarán la experiencia hasta con (04) cuatro certificaciones de contratos ejecutados con entidades públicas o particulares y que tengan relación con el objeto a contratar, la sumatoria de la experiencia podrá ser igual o superior al 70 % del presupuesto oficial asignado. La experiencia también se podrá acreditar a través de la presentación de actas de Liquidación debidamente firmadas por ambas partes (contratante-contratista). El proceso se limitó a MIPYMES.	Se encontró en los documentos aportados que el oferente cumple con la experiencia mínima requerida.	CUMPLE	

1.2.1 El Proponente deberá incluir en su Oferta el FORMATO PARA ACREDITAR ESPECIFICACIONES TECNICAS, lo cual debe ser verificado por el comité técnico EVALUADOR.	Se encontró en los documentos aportados que el oferente aceptó las especificaciones técnicas mediante el formato anexo denominado ACEPTACIÓN DE ESPECIFICACIONES TÉCNICAS.	CUMPLE	
1.2.2 ANEXO TÉCNICO-El proponente deberá REVISAR si el ANEXO - ESPECIFICACIONES TÉCNICAS del proceso, requiere que junto con la oferta en SECOP se anexe documentos que certifique, acredite o suministre algunos aspectos allí exigidos.	Se encontró en los documentos aportados que el oferente aceptó las especificaciones técnicas mediante el formato anexo denominado ACEPTACIÓN DE ESPECIFICACIONES TÉCNICAS.	CUMPLE	

1.2.3
El proponente deberá revisar los Estudios Previos - EDP del proceso todos los aspectos exigidos en los numerales 7.2.2 OTROS DOCUMENTOS TÉCNICOS OBJETO VERIFICACIÓN, si se deberán presentar junto con la oferta.
 	
Ítem 7.2.2 del EDP
 	
7.2.2 Otros documentos técnicos objeto de verificación:
• Certificación de distribuidor y centro de servicio autorizado: El proponente deberá adjuntar con la oferta: Certificación expedida por el fabricante de los aires acondicionados y ventilación mecánica que ofrezca, identificando su condición de representante y/o fabricante de la marca en Colombia y centro de servicios autorizados en la ciudad de Ejecución. Esta certificación debe ser expedida máximo 30 días anteriores al cierre del proceso y como mínimo indicará:
  • Antigüedad de representación, la cual no podrá ser inferior a diez (10) años.
  • Nombre completo e identificación de quien la expide, así como correo electrónico donde se pueda constatar. Fecha de expedición
  • Vigencia
  • Garantía de los equipos no sea inferior a 2 años.
• El oferente deberá aportar junto con la oferta ficha técnica de la marca, modelo y referencia de todos los ítems que conforman el sistema de aire de acondicionado.
• ANEXO ACEPTACION DE ESPECIFICACIONES TECNICAS: El
	En los documentos aportados por el oferente se encontró la certificación de distribuidor y centro de servicio autorizado y la ficha técnica de la marca, modelo y referencia de todos los ítems que conforman el sistema de aire de acondicionado	CUMPLE	

proponente debe firmar el anexo por el representante legal o quien esté firmando la propuesta.			
1.2.4 El oferente deberá aportar junto con la oferta ficha técnica de la marca, modelo y referencia de todos los ítems que conforman el sistema de aire de acondicionado	Una vez se revisa los documentos se evidenció que el oferente anexo la ficha la técnica de la marca, modelo y referencia de todos los ítems que conforman el sistema de aire de acondicionado	CUMPLE	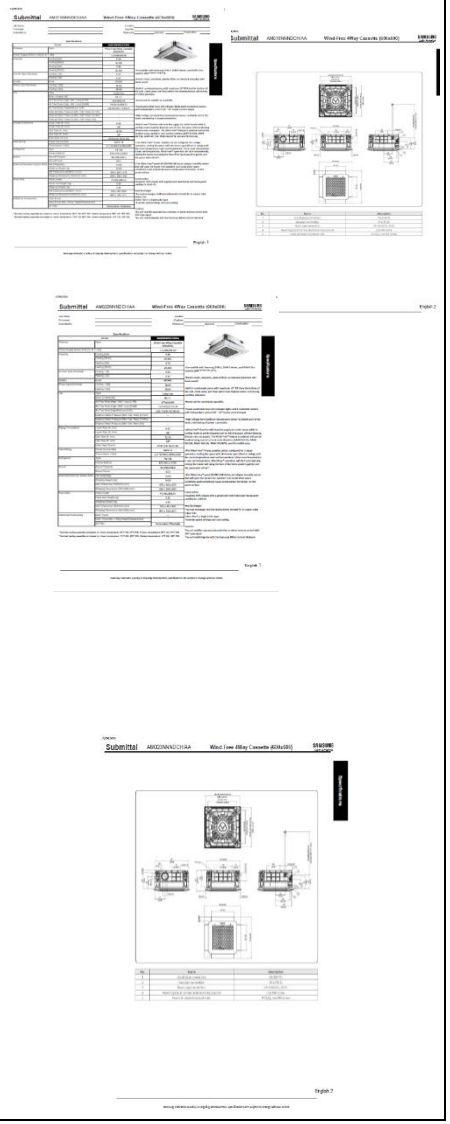

CONCEPTO TECNICO:

El proponente **AINECOL S.A.S**- **CUMPLE** con la totalidad de los requisitos exigidos en la experiencia y ficha técnica para el proceso No 025-00-P-EPFAC-GRUAL-2026.



T3. BELTRAN ROMERO GENY MABEL
COMITÉ EVALUADOR TÉCNICO 025-00-P-EPFAC-GRUAL-2026

Anexo: Evidencias

ANEXO EVIDENCIAS VERIFICACIÓN TÉCNICA No 025-00-P-EPFAC-GRUAL-2026
OFERENTE: AINECOL SAS

1.2.3
Ítem 7.2.2 del EDP

SAMSUNG

Bogotá D.C., octubre 26 de 2026.

Señores
Fuerza Aeroespacial Colombiana

Ciudad

Ref. CERTIFICADO DE DISTRIBUIDOR AUTORIZADO Y CENTRO DE SERVICIO AUTORIZADO

SAMSUNG ELECTRONICS COLOMBIA S.A
Con NIT
830.028.931-5

Certifica que:

1. La empresa AINECOL SAS con NIT 800.120.677-2 es cliente activo de SAMSUNG ELECTRONICS desde el año 2008 y que cuenta con cupo de crédito para adquisición de equipos y repuestos para sus proyectos.

2. La empresa AINECOL SAS es representante de SAMSUNG para Colombia y esta codificada como centro de servicio autorizado en las ciudades de Bogotá D.C., Neiva, Florencia, Cali y Girardot, por lo que está autorizada, facultada y cuenta con la experiencia suficiente para distribuir, comercializar e instalar equipos y repuestos de aire acondicionado marca SAMSUNG en todas las líneas de producto, sistemas VRF, (Volumen de Refrigerante Variable), Agua helada (Chillers), Equipos Mini Split (Pared, Cassette y Piso Techo) y Equipos Multi Split.

3. La empresa AINECOL SAS cuenta con la categoría de DSC (Dealer Service Center). Esto le permite brindar la solución de fallas dentro o fuera del periodo de garantía para toda la línea de aire acondicionado, así como la consecución directa de repuestos con SAMSUNG Colombia de dicha línea de productos.

SAMSUNG

4. El personal técnico e Ingenieros de la empresa AINECOL SAS han recibido capacitación y se encuentran certificados por SAMSUNG ELECTRONICS COLOMBIA en toda nuestra línea de aires acondicionados que incluyen: Equipos de refrigerante variable DVM-S2, Equipos Mini Split y CAC en todas sus categorías (Unidades manejadoras, Pared, Cassette, Piso Techo y Equipos Multi Split), Unidades enfriadoras (Chillers) DVMS Chiller y equipos hidrónicos (Tipo cassettes), automatización y control. Estos entrenamientos y certificaciones incluyen instalación, arranque, puesta en marcha, corrección de las fallas más frecuentes y la realización de visitas semestrales de seguimiento al estado operativo de los sistemas.

5. SAMSUNG ELECTRONICS COLOMBIA S.A. ofrece una garantía de 1 año en partes o componentes de nuestros equipos y 4 años adicionales en el compresor (en total 5 años en compresor), contados a partir de la fecha de arranque de los mismos. Este periodo se rige bajos las políticas de garantía expuestas en el certificado de garantía que viene adherido a cada producto.

6. SAMSUNG ELECTRONICS COLOMBIA S.A. garantiza la fabricación y disponibilidad de repuestos en un periodo de 3 a 5 años a partir de la fecha de la última unidad fabricada en toda nuestra línea de aires acondicionados que incluyen: Equipos de refrigerante variable DVM-S2, unidades enfriadoras de agua DVMS Chiller, Equipos Mini Split y CAC en todas sus categorías (Pared, Cassette, Piso Techo y Equipos Multi Split), automatización y control.

7. SAMSUNG ELECTRONICS COLOMBIA S.A. garantiza un periodo de obsolescencia no menor a 10 años en toda nuestra línea de aires acondicionados que incluyen: Equipos de refrigerante variable DVM-S, Equipos Mini Split y CAC en todas sus categorías (Pared, Cassette, Piso

SAMSUNG ELECTRONICS COLOMBIA S.A.
Nit: 830.028.931.-5
TORRE SAMSUNG: Carrera 7 # 113 - 43 Of 607 PBX (57-1) 4870707

Submittal AM018NNNDCH/AA Wind-Free 4Way Cassette (600x600)

SAMSUNG Latin America

Job Name _____ Location _____

Purchaser _____ Engineer _____

Submitted to _____ Reference _____ Approval _____ Construction _____

Specifications

Specifications

Model		AM018NNNDCH/AA
Features	Type	Wind-Free 4Way Cassette (600x600)
Power Supply (Indoor Unit) [Φ, #, V, Hz]		1,2,208-230,60
Capacity	Cooling [kW]	5.28
	Cooling [Btu/h]	18,000
	Heating [kW]	5.86
	Heating [Btu/h]	20,000
Current Input (Nominal)	Cooling 1 [A]	0.27
	Heating 2 [A]	0.27
System	Mode	HP/HR
Power Input (Nominal)	Cooling 1 [W]	36.00
	Heating 2 [W]	36.00
Fan	Type	Turbo Fan
	Motor (Output) [W]	65 x 1
	Air Flow Rate (High / Mid / Low) [CFM]	459/388/336
	Air Flow Rate (High / Mid / Low) [CMM]	13.00/10.99/9.51
	Air Flow Rate (High/Mid/Low) [L/S]	216.62/183.11/158.57
	External Static Pressure (Min / Std / Max) [in H20]	-
	External Static Pressure (Min / Std / Max) [mmAq]	-
	External Static Pressure (Min / Std / Max) [Pa]	-
Piping Connections	Liquid Pipe (Φ, mm)	6.35
	Liquid Pipe (Φ, inch)	1/4"
	Gas Pipe (Φ, mm)	12.70
	Gas Pipe (Φ, inch)	1/2"
	Drain Pipe (Φ,mm)	VP25 (OD 32,ID 25)
Field Wiring	Power Source Wire	AWG 14
	Transmission Cable	2 X 16 AWG SHIELDED
Refrigerant	Type	R410A
	Control Method	EEV INCLUDED
Sound	Sound Pressure	39.0/36.0/33.0
	Sound Power	56.0
External Dimension (Indoor Unit)	Net Weight(kg)	12.00
	Shipping Weight (kg)	14.00
	Net Dimensions (WxHxD) (mm)	575 x 250 x 575
	Shipping Dimensions (WxHxD) (mm)	623 x 298 x 653
Panel Size	Panel model	PC4SUSMUN
	Panel Net Weight (kg)	2.30
	Shipping Weight (kg)	3.50
	Net Dimensions (WxHxD) (mm)	620 x 45 x 620
	Shipping Dimensions (WxHxD) (mm)	661 x 106 x 671
Additional Accessories	Drain Pump	-
	Drain Pump Max. Lifting Height/Displacement	-
	Air Filter	Removable / Washable

* Nominal cooling capacities are based on: Indoor temperature: 80 ºF DB, 67ºF WB. Outdoor temperature: 95ºF DB, 75ºF WB.

* Nominal heating capacities are based on: Indoor temperature: 70 ºF DB, 60ºF WB. Outdoor temperature: 47ºF DB, 43ºF WB.



- Compatible with Samsung DVM S, DVM S Water, and DVM S Eco systems (AM**********/**).
- Electro-static, washable, pleated filters as standard (included with fascia panel)
- Built in condensate pump with maximum 29" lift from the bottom of the unit, check valve, and float switch that disables indoor unit during overflow detection
- Knock-out for outside air capability
- Fascia panel shall have LED indicator lights and 4 motorized louvers with independent control (32° - 65° louver control range)
- High-voltage terminal block temperature sensor to disable unit in the event overheating of power connection.
- Wind-Free™ function will close the supply air outlet louver while in cooling mode to gently disperse cool air into the space without blowing directly onto occupants. The Wind-Free™ feature is optional and can be enabled using central or local control options (MWR-SH11N, MWR-WE13N, MWR-WE13N, MWR-WG00*N, and AR-EH03U only).
- The Wind-Free™ 4-way cassette can be configured for 2-stage operation, cooling the space with the louver open (fixed or swing) until the room temperature nears set temperature. Once room temperature is near set temperature, Wind-Free™ operation will start automatically, closing the louver and using the face of the fascia panel to gently cool the space with still air*.
- The Wind-Free™ panel (PC4NUFMUN) has an integral humidity sensor that will open the louvers for standard cool mode when space conditions could potentially cause condensation formation on the panel surface.

Construction
Insulated, HIPS chassis with a galvanized steel frame and fascia panel certified to UL94 V0.

Heat Exchanger
The heat exchanger shall be mechanically bonded fin to copper tube
Indoor Fan
Indoor fan is a single turbo type
Three fan speed settings and auto setting

Controls
The unit shall be operated via a wireless or wired remote control with DDC type signal
The unit shall integrate with the Samsung NASA Controls Network

Submittal AM018NNNDCH/AA Wind-Free 4Way Cassette (600x600) SAMSUNG Latin America

Specifications

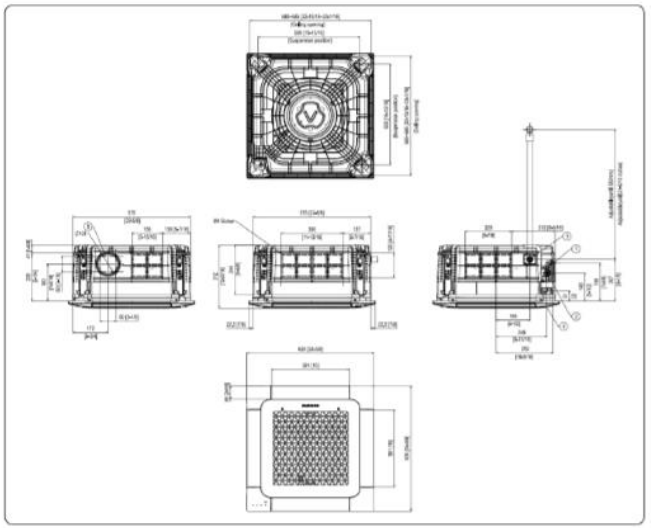

No.	Name	Description
1	Liquid pipe connection	Φ6.35(1/4)
2	Gas pipe connection	Φ12.7(1/2)
3	Drain pipe connection	VP-25(OD32, ID25)
4	Power supply & Communication wiring conduit	Use M4 Screw
5	Fresh air intake knockout hole	Φ10[4] , Use M4 Screw

Samsung maintains a policy of ongoing development, specifications are subject to change without notice.

Submittal AM020NNNDCH/AA Wind-Free 4Way Cassette (600x600)

SAMSUNG Latin America

Job Name _____ Location _____
Purchaser _____ Engineer _____
Submitted to _____ Reference _____ Approval _____ Construction _____

Specifications

Specifications

Model		AM020NNNDCH/AA
Features	Type	Wind-Free 4Way Cassette (600x600)
Power Supply (Indoor Unit) [Φ, #, V, Hz]		1,2,208-230,60
Capacity	Cooling [kW]	5.86
	Cooling [Btu/h]	20,000
	Heating [kW]	6.74
	Heating [Btu/h]	23,000
Current Input (Nominal)	Cooling 1 [A]	0.30
	Heating 2 [A]	0.30
System	Mode	HP/HR
Power Input (Nominal)	Cooling 1 [W]	38.00
	Heating 2 [W]	38.00
Fan	Type	Turbo Fan
	Motor (Output) [W]	65 x 1
	Air Flow Rate (High / Mid / Low) [CFM]	477/424/360
	Air Flow Rate (High / Mid / Low) [CMM]	13.51/12.01/10.19
	Air Flow Rate (High/Mid/Low) [L/S]	225.11/200.10/169.90
	External Static Pressure (Min / Std / Max) [In H20]	-
	External Static Pressure (Min / Std / Max) [mmAq]	-
	External Static Pressure (Min / Std / Max) [Pa]	-
Piping Connections	Liquid Pipe (Φ, mm)	6.35
	Liquid Pipe (Φ, Inch)	1/4"
	Gas Pipe (Φ, mm)	12.70
	Gas Pipe (Φ, Inch)	1/2"
	Drain Pipe (Φ,mm)	VP.25 (OD 32,ID 25)
Field Wiring	Power Source Wire	AWG 14
	Transmission Cable	2 X 16 AWG SHIELDED
Refrigerant	Type	R410A
	Control Method	EEV INCLUDED
Sound	Sound Pressure	40.0/38.0/35.0
	Sound Power	57.0
External Dimension (Indoor Unit)	Net Weight(kg)	12.00
	Shipping Weight (kg)	14.00
	Net Dimensions (WxHxD) (mm)	575 x 250 x 575
	Shipping Dimensions (WxHxD) (mm)	623 x 298 x 653
Panel Size	Panel model	PC4SUSMUN
	Panel Net Weight (kg)	2.30
	Shipping Weight (kg)	3.50
	Net Dimensions (WxHxD) (mm)	620 x 45 x 620
	Shipping Dimensions (WxHxD) (mm)	661 x 106 x 671
Additional Accessories	Drain Pump	-
	Drain Pump Max. Lifting Height/Displacement	-
	Air Filter	Removable / Washable

* Nominal cooling capacities are based on: Indoor temperature: 80 ºF DB, 67ºF WB. Outdoor temperature: 95ºF DB, 75ºF WB.
* Nominal heating capacities are based on: Indoor temperature: 70 ºF DB, 60ºF WB. Outdoor temperature: 47ºF DB, 43ºF WB.



•Compatible with Samsung DVM S, DVM S Water, and DVM S Eco systems (AM*********/**).

•Electro-static, washable, pleated filters as standard (included with fascia panel)

•Built in condensate pump with maximum 29" lift from the bottom of the unit, check valve, and float switch that disables indoor unit during overflow detection

•Knock-out for outside air capability

•Fascia panel shall have LED indicator lights and 4 motorized louvers with independent control (32° - 65° louver control range)

•High-voltage terminal block temperature sensor to disable unit in the event overheating of power connection.

•Wind-Free™ function will close the supply air outlet louver while in cooling mode to gently disperse cool air into the space without blowing directly onto occupants. The Wind-Free™ feature is optional and can be enabled using central or local control options (MWR-SH11N, MWR-WE13N, MWR-WE13N, MWR-WG00*N, and AR-EH03U only).

•The Wind-Free™ 4-way cassette can be configured for 2-stage operation, cooling the space with the louver open (fixed or swing) until the room temperature nears set temperature. Once room temperature is near set temperature, Wind-Free™ operation will start automatically, closing the louver and using the face of the fascia panel to gently cool the space with still air*.

•The Wind-Free™ panel (PC4NUFMUN) has an integral humidity sensor that will open the louvers for standard cool mode when space conditions could potentially cause condensation formation on the panel surface.

Construction
Insulated, HIPS chassis with a galvanized steel frame and fascia panel certified to UL94 V0.

Heat Exchanger
The heat exchanger shall be mechanically bonded fin to copper tube

Indoor Fan
Indoor fan is a single turbo type
Three fan speed settings and auto setting

Controls
The unit shall be operated via a wireless or wired remote control with DDC type signal
The unit shall integrate with the Samsung NASA Controls Network

Submittal AM020NNNDCH/AA Wind-Free 4Way Cassette (600x600) SAMSUNG Latin America

Specifications

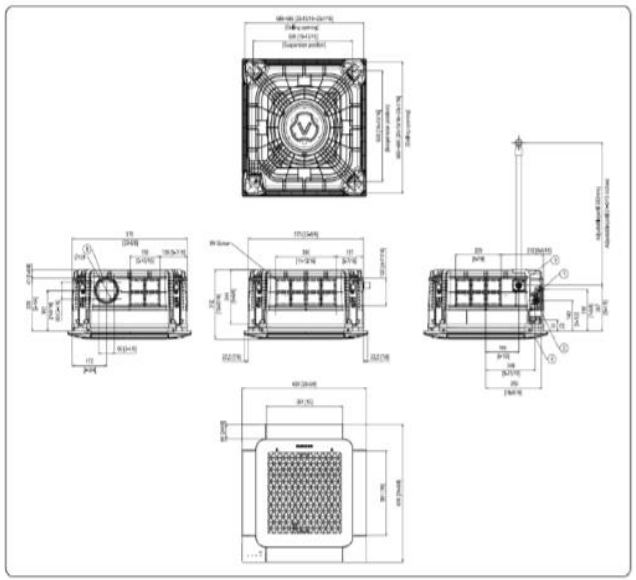

No.	Name	Description
1	Liquid pipe connection	Φ6.35(1/4)
2	Gas pipe connection	Φ12.7(1/2)
3	Drain pipe connection	VP-25(OD32, ID25)
4	Power supply & Communication wiring conduit	Use M4 Screw
5	Fresh air intake knockout hole	Φ10(4), Use M4 Screw

Samsung maintains a policy of ongoing development, specifications are subject to change without notice.

SAMSUNG

DVM Pro 2.0

Product Specification

DVM S2, COOLING ONLY STANDARD

Outdoor Unit

Model Name					AM140CXVAFC/AZ
Module					Single
Power Supply				Ø, #, V, Hz	3 | 3 | 208-230 | 60
Mode					CO
Performance	HP				14
	Capacity	Cooling	Nominal	Btu/h	136486
Power	Power Input	Cooling	Nominal	kW	8.700
	Current Input	Cooling	Nominal	A	25.80
	Current	MCA		A	50.00
		MFA		A	63.00
Efficiency	Cooling	EER		Btu/W-h	15.6959
Casing	Material	Body			GI Steel Plate
		Base			GI Steel Plate
Heat Exchanger	Type				Fin & Tube
	Material	Fin			Al
		Tube			Cu
	Fin Treatment				Anti-corrosion
Compressor	Quantity			EA	2
Fan	Type				Propeller
	Discharge direction				Top discharge
	Air Flow Rate	High		CFM	10559.48
	External Static Pressure	Max		ft H20	0.03
Fan Motor	Type				BLDC
	Quantity			EA	2
	Output			W	620
Piping Connections	Liquid Pipe	Type			Welding
		Diameter		in	1/2"
	Gas Pipe	Type			Welding
		Diameter		in	1 1/8"
Wiring connections	Communication	Min.		㎟	0.75
		Comm.Layer			F1, F2
Refrigerant	Type				R410A
	Factory Charging			kg	8.00
Sound	Sound Pressure	Cooling		dB(A)	59.5
	Sound Power Level	Cooling		dB(A)	82

SAMSUNG

DVM Pro 2.0

Product Specification

DVM S2, COOLING ONLY STANDARD (Continued)

Outdoor Unit

External Dimension	Net Weight		kg	253.00
	Shipping Weight		kg	269.00
	Net Dimensions	W	mm	1295
		H	mm	1695
		D	mm	765
	Shipping Dimensions	W	mm	1363
		H	mm	1887
		D	mm	829
Operating Temp. Range	Cooling	Min.	°F	5.0
		Max.	°F	122.0

Submittal AR-EH03E Wireless remote controller

SAMSUNG Latin America

Job Name _____ Location _____
Purchaser _____ Engineer _____
Submitted to _____ Reference _____ Approval _____ Construction _____

Specifications

Model		AR-EH03E
Features	Type	Wireless remote controller

Specifications

- Multi-channel wireless control of Samsung indoor units
- Can control up to 4 indoor units individual (setup required)
- Wide display
- Soft-touch buttons
- Control options: ON/OFF, set temperature, mode, fan speed, filter reminder reset, independent louver control (AM0***N4DCH, AM0***NNDCH/**, AC0***N4DCH/**, and AJ0***NNDCH/** only), airflow direction, single event timer setting, Wind-FreeTM Cooling and Long Reach functions (applies to supported models when using the Wind-FreeTM fascia panel).
- Indoor unit address and option setting programming mode
- Includes holder to mount on wall
- Dimensions (W X L X H): 1 13/16" X 5 3/8" X 13/16"



Compatibility

- DVM S indoor units (AM0***N****/**)
- Free Joint Multi (FJM) mini 4-way cassette (AJ0***NNDCH/**, AJ0**N8NDCH/**)
- Single zone CAC 4-way cassette systems (AC0***N4DCH/**)
- Single zone CAC duct systems (AC0***NHDCH/**, AC0**NMDCH/**, AC0***NLDCH/**)

Requires the installation of MRK-A10N wireless receiver kit

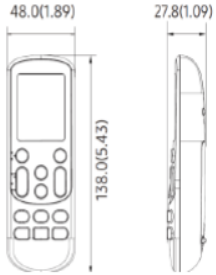

Specifications

Submittal AR-EH03E Wireless remote controller SAMSUNG Latin America

Samsung maintains a policy of ongoing development, specifications are subject to change without notice.

10/09/2021

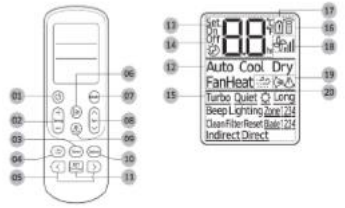

No	Name	Description
01	On/Off button	Press this button to turn On/Off the indoor unit.
02	Temperature button	Press this button to increase/decrease the set temperature by 1°C(1°F).
03	Timer button	Sets timer option.
04	Wind-Free button	Sets Wind-Free mode.
05	Direction button	Moves to select and set an option.
06	Air flow direction (Up and down) button	Press this button to activate/deactivate vertical air flow movement. (Not applicable to Duct type model)
07	Operation mode button	Press this button to select one of the 5 operation modes. (Auto, Cool, Dry, Fan, Heat)
08	Fan speed button	Press this button to select one of the fan speeds. (Auto, Low, Medium and High.)
09	Air flow direction (Left and right) button	Press this button to activate/deactivate horizontal air flow movement.
10	Options button	Selects options during operation.
11	Set/Cancel button	Selects or cancels an option. And sets Temperature type (°C → °F)
12	Operation mode indicator	Indicates the operation mode.
13	Set temperature & On/Off set time indicator	• Basic – Indicates the set temperature. • Timer setting – Indicates the On/Off set time.
14	On/Off timer indicator	Indicates the On/Off timer setting.
15	Options indicator	Indicates the selected [Option] - Turbo, Quiet, SPI, Long, Filter reset, Beep, Blade selection
16	Transmission indicator	Indicates when wireless signal is received (by pressing any buttons)
17	Low battery indicator	Indicates the battery life.
18	Fan speed indicator	Indicates the fan speed settings.
19	Air swing indicator	Indicates when vertical or horizontal air flow movement.
20	Wind-Free indicator	Indicates the Wind-Free setting.

Specifications

Samsung maintains a policy of ongoing development, specifications are subject to change without notice.

Submittal

Y-joint

SAMSUNG
Latin America

Job Name _____ Location _____
Purchaser _____ Engineer _____
Submitted to _____ Reference _____ Approval _____ Construction _____

Specifications

Features	Type	Y-joint



- Required component for Samsung DVM S and DVM Eco systems (AM****X****/**) with multiple evaporators and/or Mode Change Units (MCU)
- Constructed of brazed copper or brass and copper
- Indoor unit Y-joint models include both liquid and suction fittings, insulation, and ties to secure insulation
- Heat recovery (HR) Y-joint models are required for branching the hot gas pipe throughout heat recovery systems (HR systems only)
- Included insulation shall be polystyrene certified to UL94 V0, 5/8" wall thickness
- Inlet pipe shall be adjustable to facilitate different pipe sizes without having to braze additional fittings
- Each model shall include adjustable reducers as noted in the table below

Model	Total indoor unit's capacities
MXJ-YA1509M	15.0 kW (51 MBH) and below
MXJ-YA2512M	Over 15.0~40.0 kW (51~136 MBH) and below
MXJ-YA2812M	Over 40.0~45.0 kW (136~154 MBH) and below
MXJ-YA2815M	Over 45.0~70.3 kW (154~240 MBH) and below
MXJ-YA3619M	Over 70.3~98.4 kW (240~336 MBH) and below
MXJ-YA4119M	Over 98.4~135.2 kW (336~461 MBH) and below
MXJ-YA4422M	Over 135.2 kW (461 MBH)

Dimensional drawing

(Unit : mm)

Model / Port	MXJ-YA1509M	MXJ-YA2512M
Liquid side	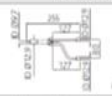	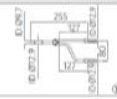
Gas side	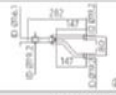	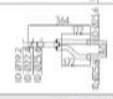
Model / Port	**MXJ-YA2812M**	**MXJ-YA2815M**
Liquid side		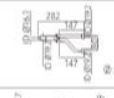
Gas side	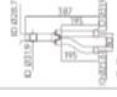	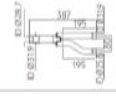

Submittal
Y-joint
SAMSUNG
Latin America

Samsung maintains a policy of ongoing development, specifications are subject to change without notice.

10/09/2021

(Unit : mm)

Model / Port	MXJ-YA3419M	MXJ-YA4119M	MXJ-YA4422M
Liquid side	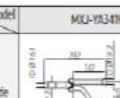	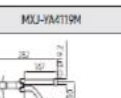	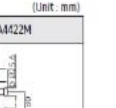
Gas side			

Model	Total indoor unit's capacities
MXJ-YA1500M	22.4 kW (76 MBH) and below
MXJ-YA2500M	Over 22.4~70.3 kW (76~240 MBH) and below
MXJ-YA3100M	Over 70.3~ 135.2 kW (240~461 MBH) and below
MXJ-YA3800M	Over 135.2 kW (461 MBH)

Dimensional drawing

(Unit : mm)

MXJ-YA1500M	MXJ-YA2500M
	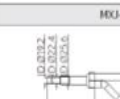
MXJ-YA3100M	**MXJ-YA3800M**
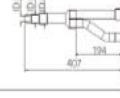	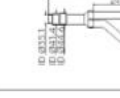

Samsung maintains a policy of ongoing development, specifications are subject to change without notice.

SAMSUNG

Submittal Data

MCM-A300BUN

Touch Central Control 2.0

Job name: _____ Location: _____

Purchaser: _____ Engineer: _____

Submitted to: _____ Reference ☐ Approval ☐ Construction ☐

Unit designation: _____ Schedule #: _____

Features

- 10.1" touch LCD controller
- Two communication ports for better installation flexibility
- Can connect and control up to 32 systems (max. 2 X channel) and up to 128 indoor units, Samsung ERVs, and hydro units
- Local access via IP with a PC or tablet
- 2D floor plan and zone configuration capability for an intuitive control experience
- Allows creation of zones for indoor unit grouping with customizable zone icons
- 2 X digital input terminals for dry-contact connection to disable/enable all connected equipment (3 optional configuration
- settings)
- Energy trending and air quality monitoring (with compatible indoor units)
- Error and alarm history management
- Full indoor unit control along with system maximum current control (current restriction) and capacity correction settings.
- 2 X Digital Inputs (DI) for simple system shutdown and 2 X Digital Outputs to support notification when at least one indoor unit is on and error notification.
- SD card slot for data backup and future software updates
- Customizable wallpapers provide an enhanced aesthetic appearance

Convenience

- Scheduling (max. 50)
- All ON/OFF button
- Indoor unit operation mode, set temperature, fan speed, controller use/restriction enable/disable, louver control, water operating mode and temperature setting, temperature limits, discharge air temperature, filter reminder reset setting/checking, and special functions (Purify, Motion Detect Sensor, WindFree™, Long Wind, Indoor display ON/OFF, Clean, Sleep, Away).
- Cooling and heating temperature (desired temperature) limit setting
- Group/zone control
- Operation mode restriction setting
- Screen lock
- Restrict: ON/OFF, mode, set temperature, fan speed, advanced settings, and remote control use (basic indoor unit settings) for daily users
- Menu lock (restrict indoor unit control, schedule setting/changing, and controller settings for daily users)
- Option to group multiple indoor units to display as one indoor unit on user interface

Compatibility

- DVM S systems (AM*********AA), DVM Chiller (AG0********AA), CAC 1:1 systems (AC0*********AA), and FJM multi-zone systems (AJ0*********AA) without additional hardware/adapters.
- RAC (AR**********) systems using a MIM-N01 communication interface module
- Fresh Access™ ERV units (AN***NSEDAVAA) using MXD-K200VN ERV kit at every ERV and 1 X MIM-N10 ERV interface module per 16 ERV Kits.
- FCU Kit (MIM-F00N) using one MIM-F10N FCU kit interface module per 16 FCU Kits.

Specifications



- The controller shall have two (2) communication ports that allows connection to the Central Control layer (R1/R2) or the System Control Layer (F1/F2).
- The controller supports connection up to 32 systems (max. 16 per port) when connected to the Central Control Layer (R1/R2) with maximum 128 indoor units total.
- The controller supports connection up to 2 systems (max. 1 per port) when connected to the System Control Layer (F1/F2) with maximum 128 indoor units total (max. 64 indoor units per channel).
- Power: 12VDC with included power supply (110 – 240VAC, 50/60Hz)
- RS485 communication
- Up to 16 X MCM-A300BUN controllers can connect together on R1/R2 or F1/F2 communication line
- 16 AWG X 2 shielded wire for communication wiring
- Battery Chemistry: Contains Lithium-Ion (Li-ion) coin battery

Samsung HVAC maintains a policy of ongoing development. Specifications are subject to change without notice.
*The WindFree™ unit delivers an air current that is under 0.15 m/s while in WindFreeTM mode. Air velocity that is below 0.15 m/s is considered "still air" as defined by ASHRAE (American Society of Heating, Refrigerating, and Air Conditioning Engineers).

Connection Examples

Basic Connection

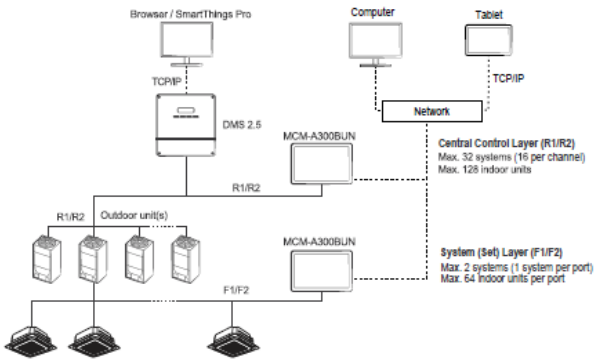

System Layer Connection (F1/F2)

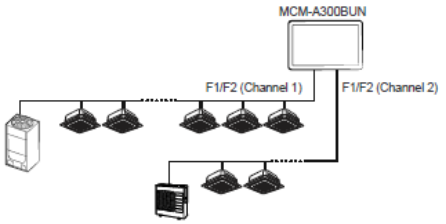

Maximum 1 system and 64 indoor units per channel

Central Control Layer Connection (R1/R2)

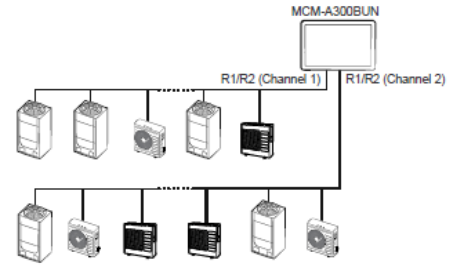

Maximum 16 systems per channel, 128 indoor units

The diagrams on this page are for reference only. Refer to installation manual for wiring and installation instructions. Other configurations are possible.

Version: 01222025A

FORMATO DE CERTIFICADO PARA ACREDITAR ESPECIFICACIONES TÉCNICAS

Bogotá D.C., 29 de octubre de 2026

Señores
MINISTERIO DE DEFENSA NACIONAL – FUERZA AÉROESPACIAL COLOMBIANA – ESCUELA DE POSTGRADOS DE LA FAC-
Bogotá

Referencia: Proceso No 025-00-P-EPFAC-GRUAL-2026

Yo, **Ramiro Andres Escobar Puentes**, en mi condición de Representante Legal Suplente de **AINECOL S.A.S** declaro y acepto conocer íntegramente el contenido de todas y cada una de las especificaciones técnicas, detalladas en la solicitud y en el **ANEXO 1- FICHA TÉCNICA.**

De igual manera, manifiesto haber efectuado en forma personal, un análisis detallado, minucioso y exhaustivo de las especificaciones técnicas contenidas en el **ANEXO 1 FICHA TÉCNICA, lo que indica expresamente, que bajo ningún motivo me exonero de la responsabilidad que me acude a su cumplimiento**

Con la suscripción del presente Anexo, en forma voluntaria e irrevocable, **ACEPTO** las especificaciones técnicas mínimas requeridas planteadas por **MINISTERIO DE DEFENSA NACIONAL – FUERZA AÉREOESPACIAL COLOMBIANA – EPFAC,** en el anexo técnico y especificaciones técnicas establecidas y demás que puedan surgir a partir de las diferentes adendas generadas en desarrollo del proceso; en consecuencia, **ME COMPROMETO A DARLES ESTRICTO CUMPLIMIENTO**

DESCRIPCIÓN	ACEPTACIÓN EXPRESA
ESPECIFICACIONES TÉCNICAS DETALLADAS en el correspondiente "**ANEXO 1 FICHA TÉCNICA**, correspondientes al proceso No 025-00-P-EPFAC-GRUAL-2026- **(SECOPII)**	**SI ACEPTO LAS ESPECIFICACIONES TÉCNICAS, ASI COMO EL PLAZO Y LUGAR DE EJECUCION**

Para constancia de lo anterior, se firma el presente documento en Bogotá D.C. , a los 29 días del mes de octubre de 2026.

Atentamente,

[Firma representante legal del Proponente o del Proponente persona natural]
Nombre: Ramiro Andres Escobar Puentes
Documento de Identidad: 1075214370
FORMATO DE CERTIFICADO PARA ACREDITAR ESPECIFICACIONES TÉCNICAS

Verificar si los aspectos técnicos solicitan anexar documentos.